



# 2022 AGRICULTURAL CROP REPORT



A Tradition of Stewardship  
A Commitment to Service





A Tradition of Stewardship  
A Commitment to Service

# COVER ART 2022

Highlights artwork from *Ag in the Classroom* program




# Napa County Agricultural Commissioner's Office

## 2022 AGRICULTURAL CROP REPORT



A Tradition of Stewardship  
A Commitment to Service

- Serves as a vital link for local teachers and students to gain awareness of the important role agriculture plays in our local economy.
- The top 3 entries receive a cash prize, generously donated by Michael Wolf Vineyard Services and Napa County, and the winner is placed on our cover of the Crop Report.



# Napa County Agricultural Commissioner's Office

## 2022 AGRICULTURAL CROP REPORT



A Tradition of Stewardship  
A Commitment to Service

### FIRST PRIZE



Award: \$500  
Artist: Vincent Herndon  
Title: "Seasonal View"  
Medium: Acrylic

Vincent Herndon, a senior at Calistoga Junior/Senior High School, won third place in the cover art contest in 2019, and second place in 2021.

Vincent enjoys making art, cooking and playing video games. After attending art school, he hopes to have a career as a concept artist.

### SECOND PRIZE


Award: \$300  
Artist: Pamela Alvarado Andrade  
Title: "Checking the Future"  
Medium: Acrylic

Pamela Alvarado Andrade, a senior at Napa High School, won third place in the cover art contest in 2021.

Pamela enjoys listening to music, playing guitar and creating art for family and friends. She hopes to attend Napa Valley College and continue creating art.



### THIRD PRIZE



Award: \$200  
Artist: Celeste Alvarado  
Title: "Handful of Harvest"  
Medium: Acrylic

Celeste Alvarado, a senior at Calistoga Junior/Senior High School, learned about the art contest from her art teacher, Mr. Sorrentino.

Celeste enjoys making art and baking. She has aspirations of becoming a doctor and pursuing a career in anesthesiology.





A Tradition of Stewardship  
A Commitment to Service

# CROP STATISTICS

*Total agricultural production saw a 19.9 % increase in value over the previous year*









# Napa County Agricultural Commissioner's Office

## 2022 AGRICULTURAL CROP REPORT



A Tradition of Stewardship  
A Commitment to Service

↑ 20%		FRUIT & NUT CROPS	<u>2022</u> 2021	<u>\$891,348,900</u> \$742,067,400
↓ 43%		FLORAL & NURSERY CROPS	<u>2022</u> 2021	<u>\$120,800</u> \$212,300
↑ 101%		VEGETABLE CROPS	<u>2022</u> 2021	<u>\$384,400</u> \$191,600
↑ 28%		FIELD CROPS	<u>2022</u> 2021	<u>\$374,400</u> \$292,800
↓ 17%		LIVESTOCK	<u>2022</u> 2021	<u>\$1,491,000</u> \$1,790,300
↓ 53%		POULTRY & OTHER ANIMAL PRODUCTS	<u>2022</u> 2021	<u>\$576,000</u> \$1,223,700
↑ 20%		<b>Grand Total</b>	<u>2022</u> 2021	<u>\$894,295,500</u> \$745,778,100

**Total ag production value**  
Up 19.9% from 2021

**Winegrape value**  
Up 20.1% from 2021



# Napa County Agricultural Commissioner's Office

## 2022 AGRICULTURAL CROP REPORT

### FRUIT & NUT CROPS



A Tradition of Stewardship  
A Commitment to Service

CROP	YEAR	PRODUCING ACRES	TONS PER ACRE	TOTAL TONNAGE*	DOLLAR VALUE
Red Winegrapes	2022	36,809	2.82	103,829	\$800,145,700
	2021	36,636	2.58	94,657	\$663,369,300
White Winegrapes	2022	9,319	2.93	27,315	\$90,765,700
	2021	9,383	2.76	25,870	\$78,362,700
<i>Winegrapes Subtotal</i>	2022	46,128	2.84	131,144	\$890,911,400
	2021	46,019	2.62	120,527	\$741,732,000
Olives	2022	109	1.53	166	\$283,100
	2021	57	1.88	107	\$226,400
Other Fruits & Nuts**	2022				\$154,400
	2021				\$109,000
<b>TOTAL FRUITS &amp; NUTS</b>	2022				<b>\$891,348,900</b>
	2021				\$742,067,400

Winegrape bearing acreage:  
Up 109 acres

Winegrape tons/acre:  
Up 8.4%

Winegrape tonnage:  
Up 8.8%

Winegrape value:  
Up 20.1%



# Napa County Agricultural Commissioner's Office

## 2022 AGRICULTURAL CROP REPORT



A Tradition of Stewardship  
A Commitment to Service

<u>VARIETY</u>	<u>TONNAGE</u>	<u>ACREAGE</u>	<u>PRICE</u>
Cabernet Sauvignon	72,423	24,217	\$8,819/ton
Chardonnay	16,094	5,897	\$3,555/ton
Merlot	8,552	3,983	\$4,527/ton

These three varieties together accounted for **73.9% of all production acreage** and account for **82.5% of the total wine grape value**.



Total Winegrape Producing  
Acres: 46,128

Total Winegrape Production:  
131,144 tons

Total Winegrape Value:  
\$890,911,400



# Napa County Agricultural Commissioner's Office

## 2022 AGRICULTURAL CROP REPORT

### FLORAL & NURSERY

↓  
43%



CROP	YEAR	PRODUCTION AREA (SQUARE FEET)	DOLLAR VALUE
Floral & Nursery	2022	154,000	\$120,800
	2021	157,500	\$212,300



A Tradition of Stewardship  
A Commitment to Service

COMMODITY	YEAR	PRODUCTION ACREAGE	YIELD PER ACRE	TOTAL TONNAGE	PRICE	DOLLAR VALUE
Hay	2022	753	1.50	1,130	\$150	\$169,400
	2021	250	0.75	188	\$140	\$26,300
Pasture & Rangeland	2022	50,000				\$205,000
	2021	65,000				\$266,500
<b>TOTAL FIELD CROPS</b>	2022	<b>50,753</b>				<b>\$374,400</b>
	2021	65,250				\$292,800

### FIELD CROPS

↑  
28%





# Napa County Agricultural Commissioner's Office

## 2022 AGRICULTURAL CROP REPORT

### LIVESTOCK AND POULTRY



A Tradition of Stewardship  
A Commitment to Service

↓  
17%



↓  
53%



COMMODITY	YEAR	PRODUCTION (CWT)*	WEIGHTED AVERAGE PRICE PER CWT*	DOLLAR VALUE
Cattle & Calves	2022	8,875	\$136	\$1,087,000
	2021	11,000	\$126	\$1,387,800
Sheep & Lambs	2022	2,460	\$159	\$391,000
	2021	2,500	\$156	\$389,700
Other Livestock	2022			\$13,000
	2021			\$12,800
<i>Livestock Subtotal</i>	2022			\$1,491,000
	2021			\$1,790,300
Poultry & Other Animal Products	2022			\$576,000
	2021			\$1,223,700
<b>TOTAL ANIMAL PRODUCTS</b>	2022			<b>\$2,067,000</b>
	2021			\$3,014,000



# Napa County Agricultural Commissioner's Office

## 2022 AGRICULTURAL CROP REPORT

### VEGETABLE CROPS



A Tradition of Stewardship  
A Commitment to Service



↑  
101%



CROP	YEAR	HARVESTED ACREAGE	DOLLAR VALUE
Vegetables	2022	16	\$384,400
	2021	18	\$191,600



# Napa County Agricultural Commissioner's Office

## 2022 AGRICULTURAL CROP REPORT

### ORGANIC REGISTRANTS

NUMBER OF ORGANIC REGISTRANTS PER YEAR

CROP	2022	2021	2020
Winegrapes	133	118	99
Citrus	10	5	7
Fruits (excluding citrus)	26	23	20
Livestock and Dairy	4	3	1
Nuts	12	1	0
Vegetables	9	4	7
Other*	4	9	5
<b>TOTAL REGISTRANTS**</b>	<b>198</b>	<b>163</b>	<b>139</b>
<b>PRODUCTION ACREAGE</b>	<b>7,522</b>	<b>4,756</b>	<b>4,289</b>



A Tradition of Stewardship  
A Commitment to Service





A Tradition of Stewardship  
A Commitment to Service

# ARTICLES & FEATURES

2022



# Napa County Agricultural Commissioner's Office

## 2022 AGRICULTURAL CROP REPORT




A Tradition of Stewardship  
A Commitment to Service


UC  
CE



Breanna Martinico  
Human-Wildlife Interactions Advisor



Ellie Andrews  
Specialty Crops Advisor



Tori Norville  
Fire Science Advisor

# Napa County Agricultural Commissioner's Office

## 2022 AGRICULTURAL CROP REPORT

### PEST EXCLUSION

#### INSPECTIONS:

3

**SPONGY  
MOTH &  
SPOTTED  
LANTERNFLY**

Household items stored outdoors, originating from the East Coast



29

**FEDERAL  
PHYTOSANITARY  
CERTIFICATE**

Ag commodities shipped outside of the US to foreign points of entry



87

**OUT OF  
STATE  
NURSERY**

Nursery stock grown in other states



2,612

**GLASSY-WINGED  
SHARPSHOOTER**

Nursery stock grown in California; 553 shipments from GWSS regions  
2,059 from non-GWSS regions



#### FEATURES:



Spotted lanternfly



Red imported fire ant



A Tradition of Stewardship  
A Commitment to Service



# Napa County Agricultural Commissioner's Office

## 2022 AGRICULTURAL CROP REPORT

### PEST DETECTION

### TRAP SERVICINGS



A Tradition of Stewardship  
A Commitment to Service



Target Pest	No. of Traps	No. of Trap Servicings	No. of Properties with Traps*
Asian Citrus Psyllid	120	711	124
European Grapevine Moth	2,308	25,995	1,967
Glassy-winged Sharpshooter	1,649	15,937	1,714
Japanese Beetle	58	462	60
Mediterranean Fruit Fly	168	2,283	682
Melon Fruit Fly	58	673	121
Oriental Fruit Fly	58	788	239
Other Exotic Fruit Flies	73	1,630	277
Sentinel - European Grape Berry Moth	251	2,349	245
Sentinel - Grape Berry Moth	251	2,349	245
Sentinel - Grape Tortrix Moth	251	2,349	245
Sentinel - Honeydew Moth	251	2,347	243
Sentinel - Olive Moth	50	478	60
Spongy Moth	84	790	88
Spotted Lanternfly	31	326	33
Vine Mealybug	1,901	3,816	815
Western Grapeleaf Skeletonizer	265	2,276	224
<b>Grand Total</b>	<b>7,827</b>	<b>65,559</b>	<b>7,382</b>


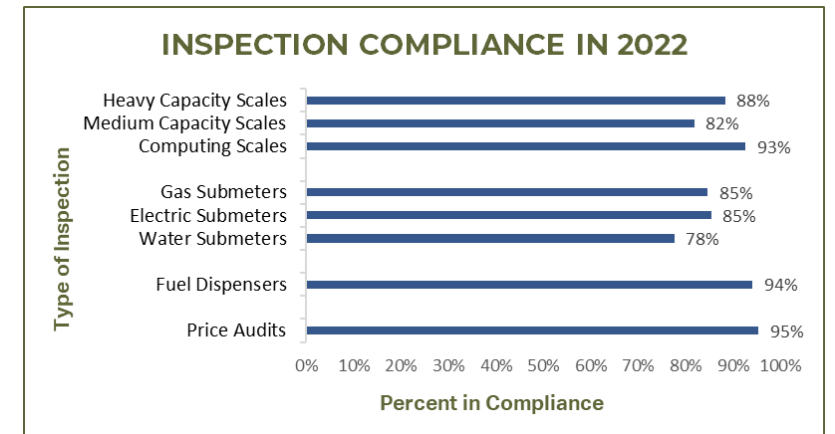
# Napa County Agricultural Commissioner's Office 2022 AGRICULTURAL CROP REPORT

## WEIGHTS & MEASURES

Since 1915, Napa County Weights & Measures has served consumers and businesses by maintaining equity in the marketplace.



A Tradition of Stewardship  
A Commitment to Service



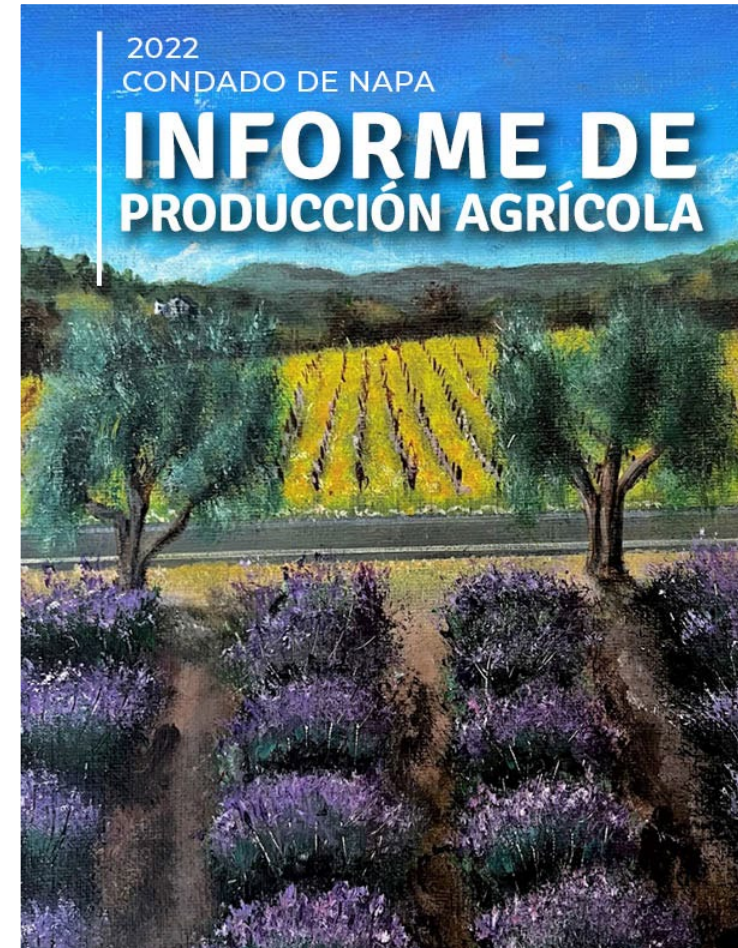


# Napa County Agricultural Commissioner's Office 2022 AGRICULTURAL CROP REPORT



A Tradition of Stewardship  
A Commitment to Service

2022 Napa County  
Agricultural Crop Report  
also available in Spanish.







A Tradition of Stewardship  
A Commitment to Service

THANK YOU

@NapaCountyAgCommissioner

